

Your Cook Islands Wedding Planner



KIA ORANA

This guide will help you keep everything under control and running smoothly. It allows an average of six to twelve months' preparation, if you plan to get married in a shorter time, don't worry, the planning and order will remain much the same. Delete any items that don't concern you and insert any extra items for your particular style of wedding, then just tick off your achievements as you go. Remember to enjoy this time; even though there can be much to arrange, we know how to make it the best time of your life.

Kia Manuia

COUNTDOWN six-twelve months

- ♥ Discuss the budget and type of wedding and who will pay for what.
- ♥ Choose the date, the time of year and time of day.
- ♥ Compile a guest list in consultation with both families.
- ♥ Choose a Wedding Planner – they can advise you on all areas of your special day.

WEDDINGMOON

Many leading tour operators offer comprehensive wedding packages and will be able to assist you in every aspect of your wedding arrangements. The huge advantage of going on a weddingmoon is that you can hand over all the planning to someone else. Make sure you establish the required residency period prior to the ceremony which is 3 full days prior to the ceremony in the Cook Islands.

TRAVEL AGENT

Travel Agent

Contact

Address

Phone

Mobile

Fax

Email

Website

Travel Insurance

From

Price

TOTAL PRICE

Deposit

Date due

Balance

Date due

Cancellation Fee

LOCATION

Wedding location

Address

Phone

Fax

Email

Website

Arrival date

Time

Ceremony date

Time

Period of residency

DOCUMENTATION

- Passports
- Birth certificates
- Decree absolute if divorced
- Death certificate if widowed
- Parental consent if under the age of 21
- Proof of name change by deed poll
- Photocopies of documents prior to travel
- All original documents to the resort / wedding planner
- Translations of foreign documents to the resort / wedding planner

THINGS TO CONSIDER

- ♥ Discuss your requirements with your travel agent/consultant and make sure you know exactly what is and isn't included in your wedding package and the additional costs involved.
- ♥ Ask for confirmation and package details in writing.
- ♥ Your wedding co-ordinator will be able to tell you of any additional requirements.

PACKAGE

Company name

Contact

Address

Phone

Mobile

Fax

Email

Website

Package includes

- | | |
|---|-------|
| <input type="checkbox"/> Air Flights | Price |
| <input type="checkbox"/> Transport to/from resort | Price |
| <input type="checkbox"/> Marriage certificate | Price |
| <input type="checkbox"/> Officiant | Price |
| <input type="checkbox"/> Invitations | Price |
| <input type="checkbox"/> Catering | Price |
| <input type="checkbox"/> Beverages | Price |
| <input type="checkbox"/> Wedding cake | Price |
| <input type="checkbox"/> Flowers | Price |
| <input type="checkbox"/> Decorations | Price |
| <input type="checkbox"/> Musicians | Price |
| <input type="checkbox"/> Photographer | Price |
| <input type="checkbox"/> Videographer | Price |
| <input type="checkbox"/> Other | Price |
| <input type="checkbox"/> Other | Price |

Notes

COUNTDOWN three weeks to go

Monday

Tuesday

Wednesday


Thursday

Friday

Saturday

Sunday

Notes



COUNTDOWN *two weeks to go*

- ♥ Try on the bridal gown with all accessories.
- ♥ Wear in the wedding shoes.
- ♥ Make sure all garments are clean and wrinkle-free.
- ♥ Check that place cards and all other table settings are in order.
- ♥ Give final numbers to your caterer.

- ♥ Send thank-you letters for gifts received so far.
- ♥ Ice the wedding cake. It needs at least five days to dry.
- ♥ Confirm the wedding-day schedule with all participants.
- ♥ Organise for someone to look after any out-of-town guests due to arrive.

Monday

Tuesday

Wednesday


Thursday

Friday

Saturday

Sunday

Notes



COUNTDOWN *one week to go*

- ♥ Wedding rehearsal and dinner.
- ♥ Speeches – a friendly reminder to those concerned.
- ♥ Groom to: arrange for the best man to have the rings and service sheets on the day. Place money in marked envelopes for the best man to give to the minister/celebrant, organist, choir, musicians, etc.
- ♥ Check that suits and any hire items are collected.

- ♥ Check your Cook Islands honeymoon arrangements and assemble going-away clothes and suitcases to be taken to the reception venue or hotel.
- ♥ Ensure that the bride's mother or an appropriate person is responsible for taking home the bride's gown and accessories after the wedding.
- ♥ Arrange for the best man to return the groom's and attendants' hired suits.
- ♥ Make final checks on all arrangements.

Monday

Tuesday

Wednesday


Thursday

Friday

Saturday

Sunday

Notes



COUNTDOWN *the day before*

Check everything is going to schedule (if it's not: delegate!), then just relax.

7.00 a.m

8.00 a.m

9.00 a.m

10.00 a.m

11.00 a.m

12.00 p.m

1.00 p.m

2.00 p.m

3.00 p.m

4.00 p.m

5.00 p.m

6.00 p.m


7.00 p.m

8.00 p.m

9.00 p.m

10.00 p.m

11.00 p.m



COUNTDOWN on the day

7.00 a.m

8.00 a.m

9.00 a.m

10.00 a.m

11.00 a.m

12.00 p.m

1.00 p.m

2.00 p.m

3.00 p.m

4.00 p.m

5.00 p.m

6.00 p.m

7.00 p.m


8.00 p.m

9.00 p.m

10.00 p.m

11.00 p.m

12.00 a.m



WEDDING PHOTO LIST

Your photographs will keep giving you pleasure For the rest of your life. When discussing the style and coverage you would like with your photographer, you can use this list to highlight the special moments you would like them to cover.

Getting ready

- Hairdresser/makeup artist putting on bride's veil
- Detail shots of gown, flowers or accessories
- Full-length shot of bride in gown
- Bride with mother
- Bride with Father
- Bride with both parents
- Bride with chief bridesmaid
- Bride with bridesmaids
- Bride with flowergirl/s and/or pageboy/s
- Bride leaving for the ceremony
- Groom getting ready with groomsmen and/or Father

Group Shots

- Bride with her parents
- Bride with her entire immediate family
- Groom with his parents
- Groom with his entire immediate family
- Bride and groom with both sets of parents
- Bride and groom with immediate family members
- Bride and groom with whole wedding group
- Bride
- Groom
- Bride with bridesmaids
- Groom with groomsmen
- Bride and groom with wedding party
- Bride with flowergirl/s and/or pageboy/s

The Ceremony

- Guests outside church/registry office/civil venue
- Ushers escorting guests to their seats
- Groom arriving
- Groom and best man
- Groom and his parents
- Bride arriving
- Ring bearer making their entrance
- Groom and best man at the altar
- Bride and Father walking down the aisle
- Bride and groom at the altar
- Wedding party at the altar
- Wide-angle view of ceremony
- Bride and groom exchanging vows
- Exchanging rings close-up
- Signing the register group shot
- Bride and groom coming up the aisle
- Bride and groom outside venue

At the reception

- Bride and groom arriving
- Receiving-line
- Table shots
- Bride and groom making toasts
- Speeches
- Bride and groom's first dance
- Bride and Father dancing
- Groom and mother dancing
- Musicians
- Cake table
- Bride and groom cutting the cake
- Bride and groom getting into the car
- Rear of car departing

ADDRESS BOOK *bridal party*

Chief bridesmaid / matron of honour

Chief bridesmaid's name
.....
Address
.....
Home phone Work phone
.....
Mobile
.....
Email
.....

Bridesmaids

Bridesmaid's name
.....
Address
.....
Home phone Work phone
.....
Mobile
.....
Email
.....

Bridesmaid's name
.....
Address
.....
Home phone Work phone
.....
Mobile
.....
Email
.....

Bridesmaid's name
.....
Address
.....
Home phone Work phone
.....
Mobile
.....
Email
.....

Bridesmaid's name
.....
Address
.....
Home phone Work phone
.....
Mobile
.....
Email
.....

Best man

Bestman's name
.....
Address
.....
Home phone Work phone
.....
Mobile
.....
Email
.....

Groomsmen

Groomsman's name
.....
Address
.....
Home phone Work phone
.....
Mobile
.....
Email
.....

Groomsman's name
.....
Address
.....
Home phone Work phone
.....
Mobile
.....
Email
.....

Groomsman's name
.....
Address
.....
Home phone Work phone
.....
Mobile
.....
Email
.....

Notes

.....
.....
.....
.....
.....

Flower girls

Flower girl's name

Parents' names

Address

Home phone

Work phone

Mobile

Email

Flower girl's name

Parents' names

Address

Home phone

Work phone

Mobile

Email

Flower girl's name

Parents' names

Address

Home phone

Work phone

Mobile

Email

Page Boys

Pageboy's name

Parents' names

Address

Home phone

Work phone

Mobile

Email

Pageboy's name

Parents' names

Address

Home phone

Work phone

Mobile

Email

Ushers

Usher's name

Address

Home phone

Work phone

Mobile

Email

Usher's name

Address

Home phone

Work phone

Mobile

Email

Usher's name

Address

Home phone

Work phone

Mobile

Email

Notes

.....

.....

.....

.....

.....

ADDRESS BOOK contacts

Wedding Planner

Contact

Business name

Address

Phone Mobile

Fax

Email / Website

Ceremony location

Date Time

Contact

Venue name

Address

Phone Mobile

Fax

Email / Website

Officiant

Name

Address

Phone

mobile

Fax

Email / Website

Other important ceremony contacts

.....

.....

.....

.....

.....

Ceremony musicians

Company name

Contact

Address

Phone Mobile

Fax

Email / Website

Reception location

Venue name

Contact

Address

Phone Mobile

Fax

Email / Website

Reception Musician / DJ

Company name

Contact

Address

Phone Mobile

Fax

Email / Website

Other important reception contacts

.....

.....

.....

.....

.....

Suit

Company name

Contact

Address

Phone

Mobile

Fax

Email / Website

Jewellery

Company name

Contact

Address

Phone

Mobile

Fax

Email / Website

Other important jewellery contacts

.....

.....

.....

.....

.....

.....

.....

.....

Hairdresser

Company name

Contact

Address

Phone

Mobile

Fax

Email / Website

Makeup artist

Company name

Contact

Address

Phone

Mobile

Fax

Email / Website

Transport

Company name

Contact

Address

Phone

Mobile

Fax

Email / Website

Other important transport contacts

.....

.....

.....

.....

.....

.....

.....

.....

Rental hire

Company name

Contact

Address

Phone

Mobile

Fax

Email / Website

Honeymoon

Destination _____ Date _____
Departure _____ Time _____
Arrival _____ Time _____

Travel agent _____
Contact _____
Address _____
Phone _____ Mobile _____
Fax _____
Email / Website _____

Accommodation _____
Address _____
Phone _____ Fax _____
Email / Website _____

HAIR AND BEAUTY

It's your big day and you will be looking your very best. You might like to begin a hair and beauty regime a few months in advance of your wedding. These suggestions assume the involvement of professionals, but depending on your confidence, skill and available time there is always the do-it-yourself option.

Hair

Company _____ Contact _____
Address _____
Phone _____ Fax _____
Email / Website _____
TOTAL PRICE _____

Bride

Hair style ideas _____

Other important honeymoon contacts

Other important wedding contacts

Bride (Hair) continued

Initial consultation date	Time	Price
Date of trial	Time	Price
Location for the day		
Time		Price
♥ Hair accessories		Price
♥ Flowers for hair		Price
♥ Colour date		Price
♥ Cut/trim date		Price
♥ Highlights date		

Bridesmaids

Number of bridesmaids

Hair style ideas

Initial consultation date

Time Price

Date of trial

Time Price

Location for the day

Time Price

♥ Hair accessories Price

♥ Flowers for hair Price

Makeup

Company

Makeup artist's name

Address

Phone Fax

Email/website

TOTAL PRICE

Bride

Makeup ideas

Initial consultation date

Time Price

Date of trial

Time Price

Location for the day

Flower girls

Number of Flower girls

Hair style ideas

♥ Hair accessories Price

♥ Flowers for hair Price

Groom

Hair style ideas

Consultation date

Time Price

Bride (Makeup) continued

Time Price

Products (e.g. Foundation, lipstick, waterproof mascara)

Bridesmaids

Number of bridesmaids

Makeup ideas

Initial consultation date

Time Price

Date of trial

Time Price

Location for the day

Time Price

Products (e.g. Foundation, lipstick, waterproof mascara)

Beautician / Manicurist

Bride

Company _____ Contact _____

Address _____

Phone _____ Fax _____

Email/website _____

TOTAL PRICE _____

Details of treatment (e.g. Facial, spa, pedicure) _____

Date _____ Time _____ Price _____

Details of treatment _____

Date _____ Time _____ Price _____

Details of treatment _____

Date _____ Time _____ Price _____

Details of treatment _____

Groom

Company _____ Contact _____

Address _____

Phone _____ Fax _____

Email / Website _____

TOTAL PRICE _____

Details of treatment (e.g. Facial, spa, pedicure) _____

Date _____ Time _____ Price _____

Details of treatment _____

Date _____ Time _____ Price _____

Details of treatment _____

Groom (Beautician / Manicurist) continued

Date _____ Time _____ Price _____

Details of treatment _____

Date _____ Time _____ Price _____

Details of treatment _____

Other beauty treatments

Waxing _____

Date _____ Time _____ Price _____

Eyebrow and eyelash tint _____

Date _____ Time _____ Price _____

Tanning _____

Date _____ Time _____ Price _____

Things to consider

- ♥ Caution: don't apply tanning location for three days prior to your wedding day as it may streak and stain your gown.
- ♥ Treat yourself to some good quality skincare preparations. Regular cleansing, toning and moisturising will ensure your skin stays healthy and free from blemishes.

Notes

HONEYMOON IN THE COOK ISLANDS

When you are busy planning a wedding, the honeymoon is possibly the last thing on your mind. However, it needn't be stressful if you work through our checklist to make sure nothing is forgotten.

- ♥ Set a budget
- ♥ Decide on the length of the holiday (this will affect your budget)
- ♥ Discuss the type of holiday you would like: relaxed, adventurous, touristic, etc
- ♥ The Cook Islands has many options; why not consider other islands in the group
- ♥ Decide on the accommodation grade and type
- ♥ Consult with a travel agent or holiday company – ask what discounts, upgrades or special packages are available to honeymooners.

Organise wedding night accommodation if necessary

- ♥ Organise Foreign currency. There are ATM's on the main islands of Rarotonga and Aitutaki for your convenience. A pre-paid ATM card usable wherever Visa is accepted is a good idea. You may like to arrange for your credit card limit to be adjusted or change the date of your direct debit to suit your travel arrangements don't forget to have a small amount of cash in both your home and destination's currencies for emergencies.
- ♥ Refill prescriptions for regularly taken medication and contraceptives, plus pack a small first aid kit.
- ♥ Double check the number of bags and maximum luggage weight allowed on your flight.

Keep a note of the following and give a copy to a family member or close friend in case of emergency

- Destinations
- Accommodation address and contact details
- Your travel agent's contact details
- Cost of deposit, total cost and a note of the date they were paid
- Your transport date, check-in time and day and time of arrival
- Transfers to and from both airports or any other transport terminals
- Details of your rental company and vehicle

- ♥ Remember to make copies of all legal documents and leave a copy with a friend or relative. Give the other to your spouse to keep separate from the originals.
- ♥ In case your luggage is delayed or misplaced, pack an emergency kit in your hand luggage, including toothbrush, change of underwear and clothes and any medication.
- ♥ Make appropriate arrangements for any pets and children
- ♥ Arrange for a friend or neighbour to retrieve mail from your letterbox, check on your house and water your garden and houseplants.
- ♥ Global roaming is available in the Cook Islands - check with your service provider – you may be able to make inexpensive texts or calls home from your mobile.

When packing don't forget:

- ♥ Passports and visas
- ♥ Marriage license (often needed to take advantage of honeymoon rates at hotels etc.)
- ♥ Any tickets and vouchers
- ♥ Foreign currency if required
- ♥ Travel insurance policy
- ♥ Itinerary
- ♥ Credit cards
- ♥ Driver's licenses and vehicle documents
- ♥ Maps and guidebooks
- ♥ Sunscreen and after-sun lotion plus sunglasses
- ♥ First aid kit and insect repellent
- ♥ Medication
- ♥ Contraception
- ♥ Salt tablets
- ♥ Water purifying tablets
- ♥ Travel-sized toiletries and cosmetics
- ♥ Clothes and accessories suitable to the climate and style of your holiday
- ♥ Swimwear and beach towel
- ♥ Camera and video camera plus film or memory cards
- ♥ Hairdryer (if not supplied by hotel).

